

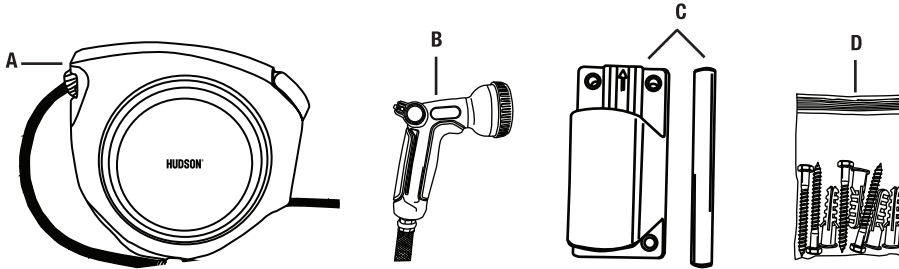
THANK YOU! We appreciate the trust and confidence you have placed in Hudson® through the purchase of this hose reel. We strive to continually create quality products designed to enhance your home. Visit us online at www.hdhudson.com to see our full line of products available for your home improvement needs. Thank you for choosing Hudson@!

ATTENTION: BEFORE USE

PLEASE NOTE:

- The hose is NOT suited for drinkable water.
- Only factory trained and professionals should attempt to open the housing on the hose reel.
- Do not insert hand or fingers into the opening where the hose is located. Doing so could cause physical harm.
- Please CAREFULLY read the instructions before use.

PACKAGE CONTENTS



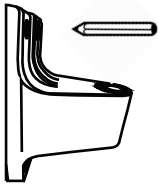
Part	Description	Quantity
A	Hose and Reel	1
B	8-patterned nozzle	1
C	Mounting bracket & pin	1
D	Hex screws & plastic anchors	4 of each

MOUNTING

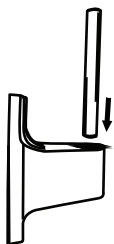
Please note: The hose reel needs to be mounted less than 4 feet away from a water outlet.

1. Using the mounting bracket as a guide, mark the drill holes on your surface. Make sure the arrow on the bracket is facing UP.

* It is recommended to install in wood.

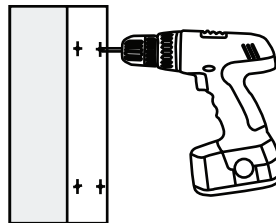


4. Insert the pin into the hole on the mounting bracket.

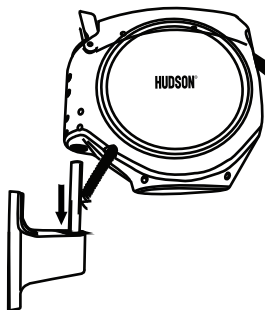


2. Drill four holes to install your bracket.

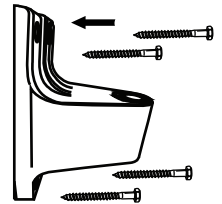
* Use a 5/32 inch drill bit if using just the hex screws. For installing with the plastic anchors use a 3/8 inch drill bit.



5. Line the hose reel up with the pin on the mounting bracket and seat the hose reel.



3. Install bracket by lining it up with the drilled holes and screw in the hex screws.



6. Connect supply hose to water outlet.




WARRANTY- 1 YEAR

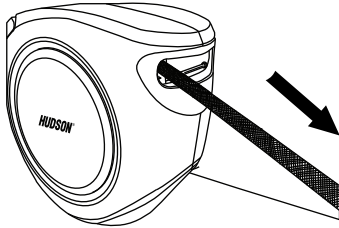
WHAT IS COVERED The supplier warrants to the original purchaser only that the product purchased will continue to function as intended if use in accordance with operating instructions (under NORMAL CONSUMER USE) for length of the warranty. If the product fails to function as intended--DO NOT RETURN IT TO THE STORE-- call our Customer Service Team at 1-800-9-SPRAYER for fast service. We will, at our opinion, repair or replace any non-functioning parts without charge (shipping and handling charges will apply). This warranty does not apply to damage resulting from accident, misuse, neglect, alterations, operation not in accordance with instructions, commercial use, or normal wear of O-rings, seals or gaskets. Repair or replacement of the non-functioning product or part. The supplier excluded liability under this warranty for any and all incidental and consequential damages, so these limitations or exclusions may not apply to state.

OPERATION

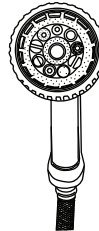
1. Turn the water on.



2. Extend the hose by pulling the hose to desired length. Once a click is heard, the hose is locked and will maintain its length.

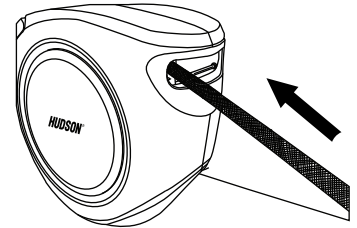


3. To spray, choose the appropriate spray pattern by twisting the end of the nozzle. Push the trigger up to let the water flow. When not in use, push trigger down to stop water flow.



4. To retract, pull the hose until clicking stops. Hose will automatically retract.

For best rewind results, walk the hose back during retraction.



STORAGE

To store the Hose Reel, it will need to be drained and removed from the mount. Unscrew the supply hose from the water outlet. Make sure that the nozzle is turned on to release the water that is still in the hose. Use the handle located on the top of the unit and place one hand on the bottom of the unit. Lift the Hose Reel off the mount and pin. Use the handle to carry the unit and store in a dry and safe place with the unit sitting upright. It is important to store your unit properly during certain weather situations (winter months, strong winds).

MAINTENANCE

Do not immerse the hose reel in water to clean it. If the hose is dirty, clean it with water and a cloth before reeling it in. It is recommended to mount the hose reel in the shade in order to extend its longevity. If left in an exposed area, the metal parts may deteriorate and rust. The plastic parts may also be affected. If any problems occur with the hose reel, please contact our customer experience team at 800-977-7293 for support.